

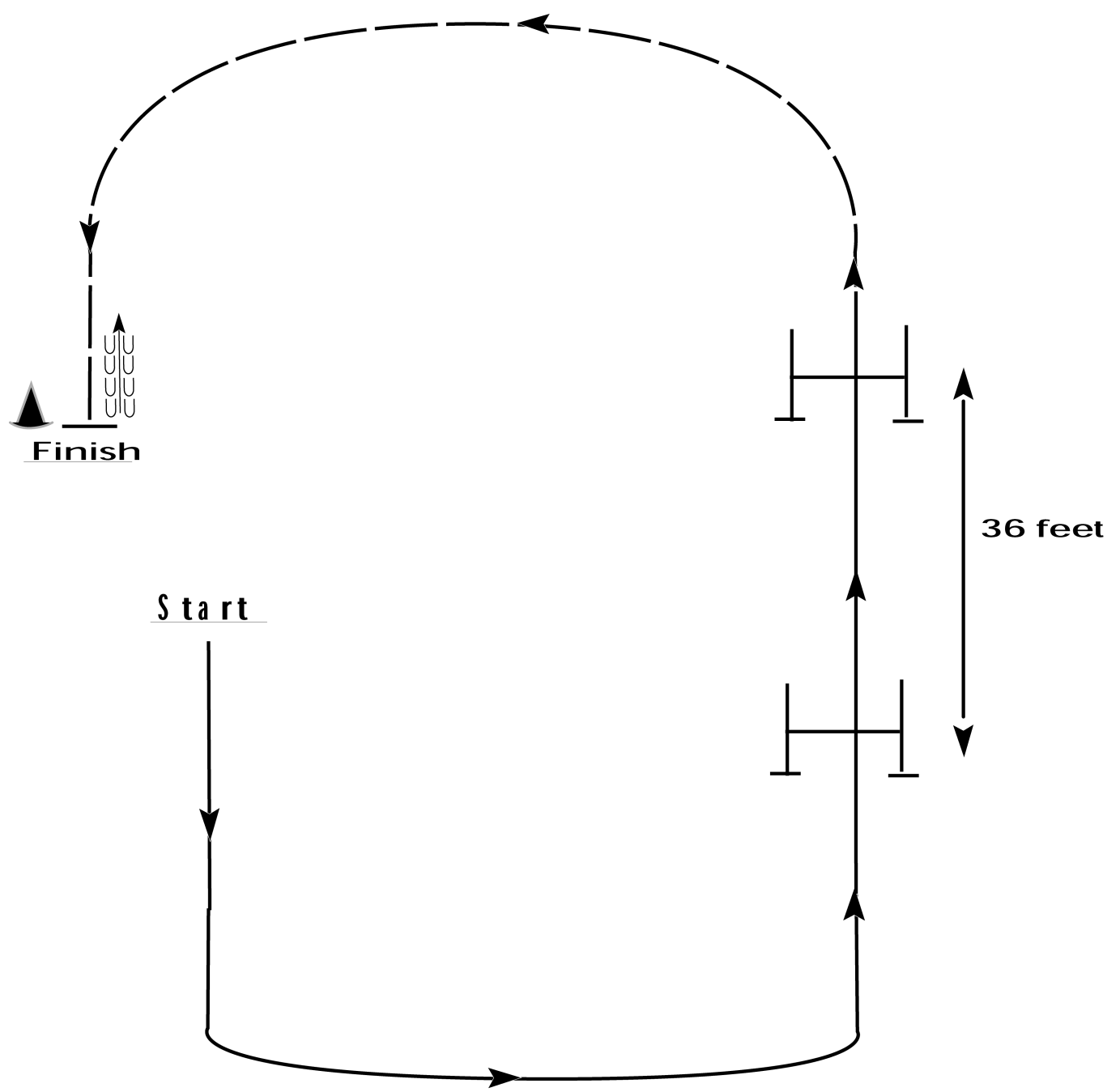
# Garden of England Spring Show 1/2

## Hunter Hack (All Classes)

Show Date: 24-26 May 2018

w w w . H o r s e S h o w P a t t e r n s . c o m

w w w . H o r s e S h o w P a t t e r n s . c o m



- Canter
- Back
- Hand Gallop
- Marker

1. Fences are set approximately 36 feet apart.
2. After 2nd fence, hand gallop to marker and stop and back approximately one horse length.
3. Drop your reins to signify completion.

[HH/36-6]

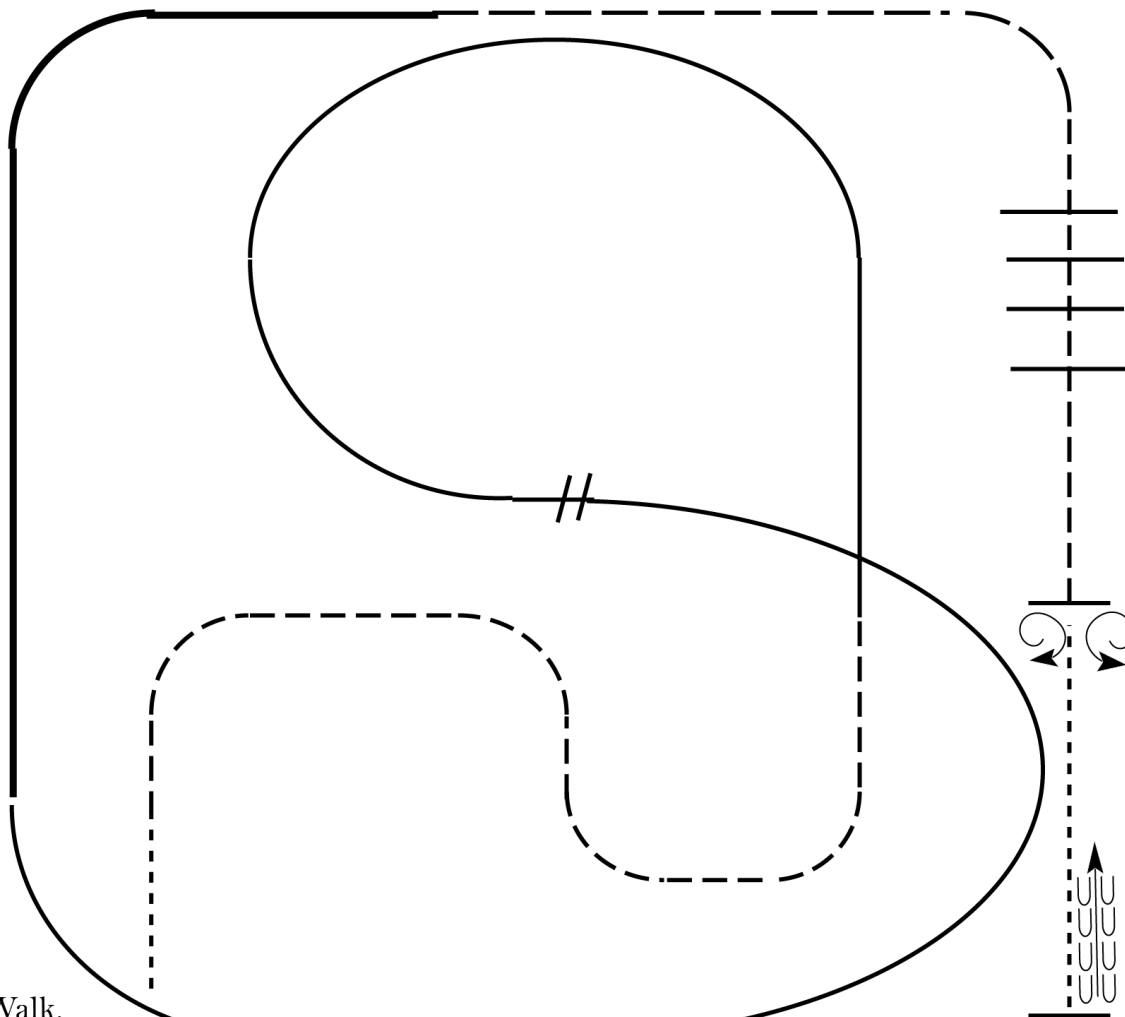
Pattern Provided by:

# Garden of England Spring Show 1/2 Ranch Riding (Amateur/Youth/Unaffiliated)

Show Date: 24-26 May 2018

www.HorseShowPatterns.com

www.HorseShowPatterns.com



1. Walk.
2. Trot serpentine
3. Lope left lead around end of arena and then diagonally across arena.
4. Change leads (simple or flying) and
5. Lope on the right lead around end of the arena.
6. Extend lope on the straight away around corner to center of arena.
7. Extend trot around corner of arena
8. Collect to a trot
9. Trot over poles
10. Stop do a 360 turn each direction (either direction 1st)
11. Walk, stop and back.

<b>Walk</b>	-----
<b>Jog</b>	- - - - -
<b>Extended Jog</b>	-----
<b>Lope</b>	
<b>Lead Change</b>	//
<b>Back</b>	← ← ← ← ←
<b>Marker</b>	ⓑ

[RR/4]

**Pattern Provided by:**

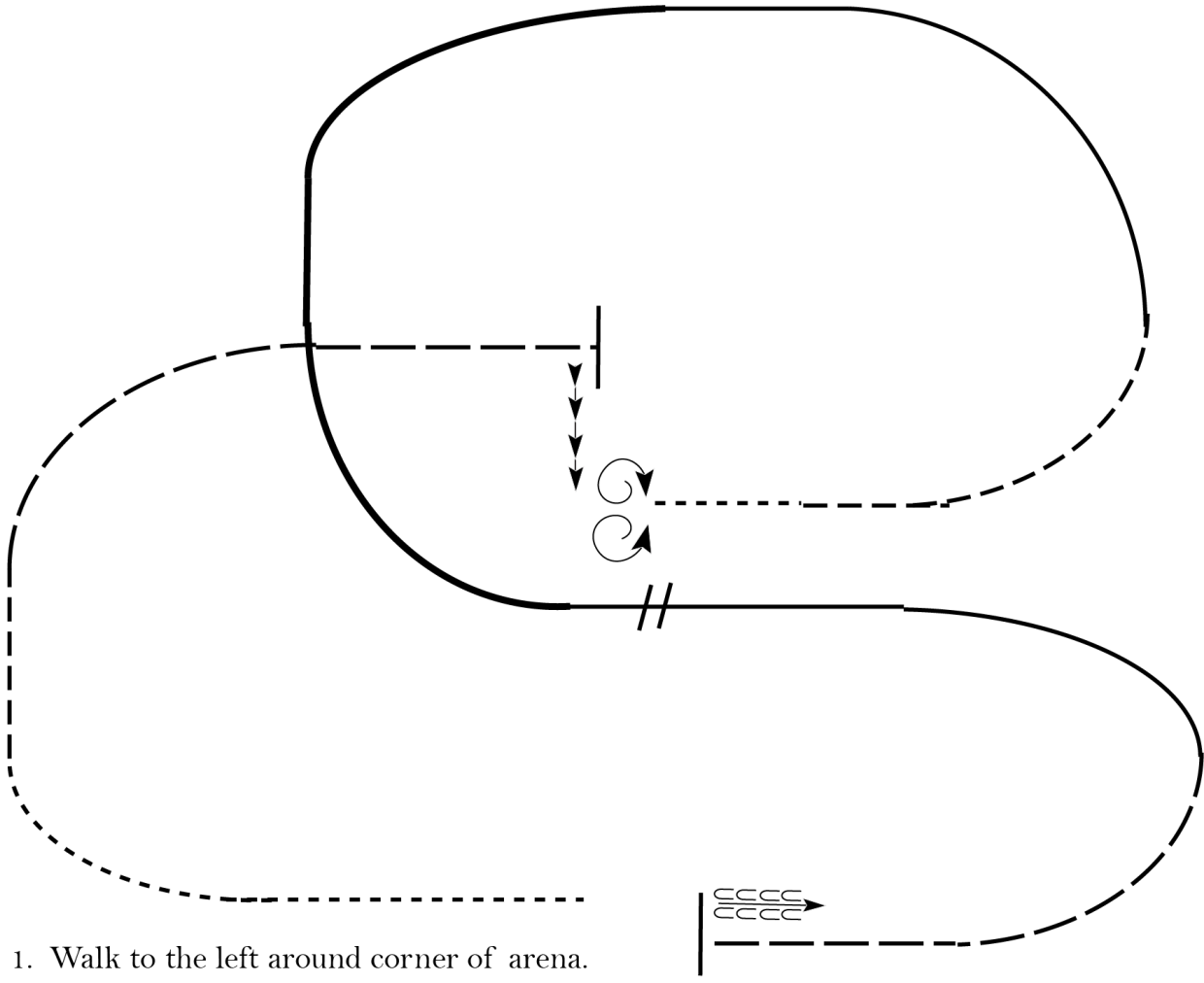
# Garden of England Spring Show 1/2

## Ranch Riding (All Ages)

Show Date: 24-26 May 2018

w w w . H o r s e S h o w P a t t e r n s . c o m

w w w . H o r s e S h o w P a t t e r n s . c o m



1. Walk to the left around corner of arena.
2. Trot
3. Extend alongside of the arena and around the corner to center.
4. Stop, side pass right
5. 360 degree turn each direction (either way 1st)
6. Walk.
7. Trot.
8. Lope left lead
9. Extend the lope
10. Change leads (simple or flying)
11. Collect to the lope
12. Extend trot
13. Stop and back

<b>Walk</b>	-----
<b>Jog</b>	- - - - -
<b>Extended Jog</b>	-----
<b>Lope</b>	
<b>Lead Change</b>	/
<b>Back</b>	← CCCC
<b>Marker</b>	(B)

[RR/3]

Pattern Provided by:

# Garden of England Spring Show 1/2

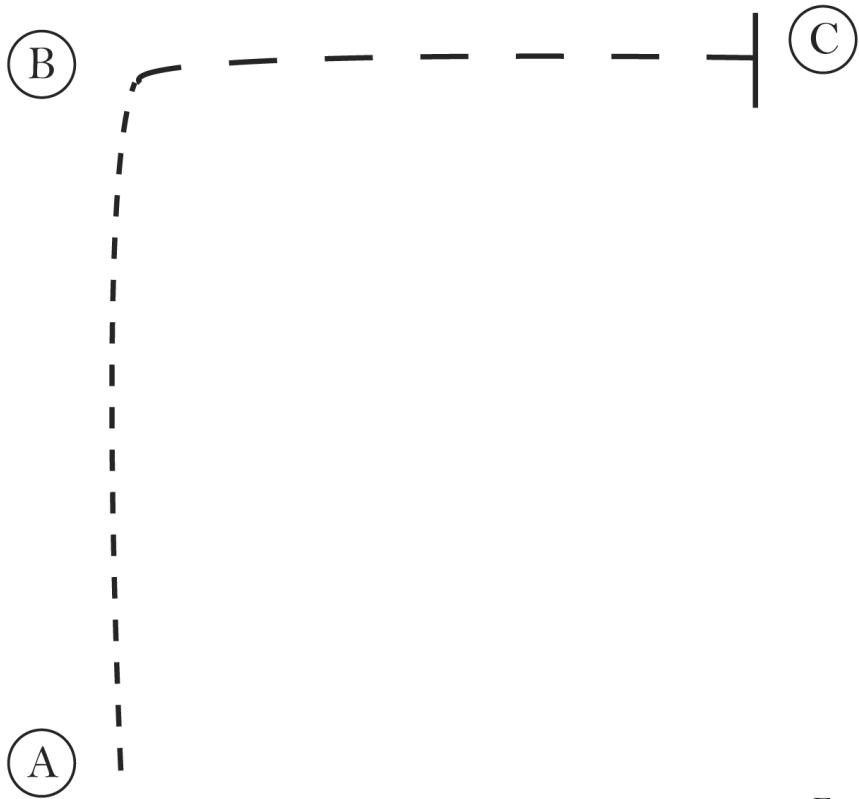
## Western Horsemanship (Small Fru)

Show Date: 24-26 May 2018

w w w . H o r s e S h o w P a t t e r n s . c o m

w w w . H o r s e S h o w P a t t e r n s . c o m

1. Jog A to B
2. At B extend the jog to C
3. Stop at C



- Walk ..... (dotted line)
- Jog - - - - - (dashed line)
- Extended Jog - - - - - (long dashed line)
- Lope \_\_\_\_\_ (solid line)
- Leg Yield ||||| (vertical bars)
- Lead Change / (diagonal line)
- Back ←←←←← (curved arrows pointing left)
- Marker (B) (circle with B)
- Sidepass ←←←←← (dashed arrows pointing left)

[WH/WT-1]

Pattern Provided by:

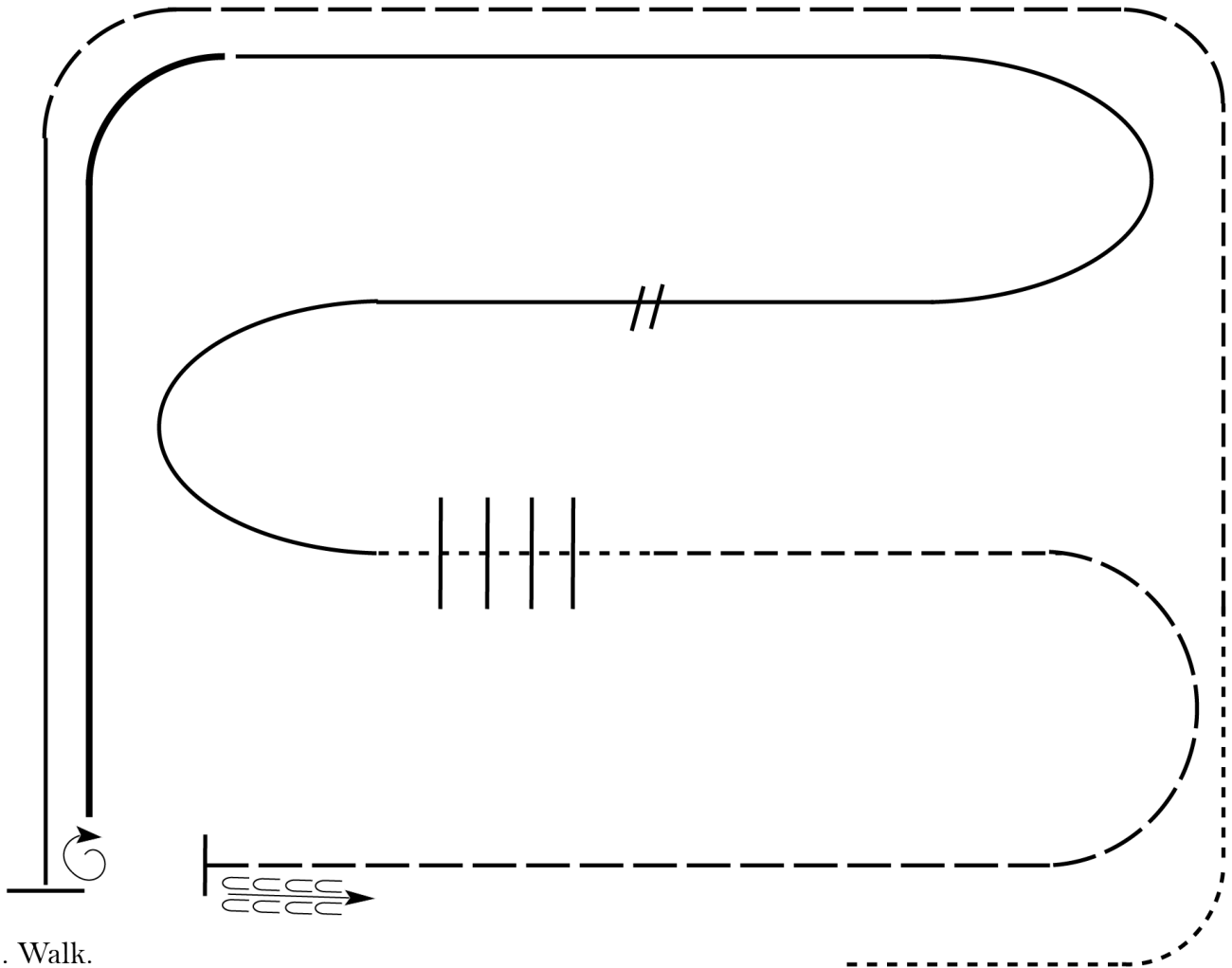
# Garden of England Spring Show 1/2

## Ranch Riding (Green)

Show Date: 24-26 May 2018

www.HorseShowPatterns.com

www.HorseShowPatterns.com



1. Walk.
2. Trot
3. Extended trot.
4. Left lead lope
5. Stop, 1 1/2 turn right
6. Extended lope
7. Collect to working lope-right lead
8. Change leads (simple or flying)
9. Walk
10. Walk over logs
11. Trot
12. Extended trot
13. Stop and back

<b>Walk</b>	-----
<b>Jog</b>	-----
<b>Extended Jog</b>	-----
<b>Lope</b>	-----
<b>Lead Change</b>	//
<b>Back</b>	←
<b>Marker</b>	(B)

[RR/2]

Pattern Provided by:

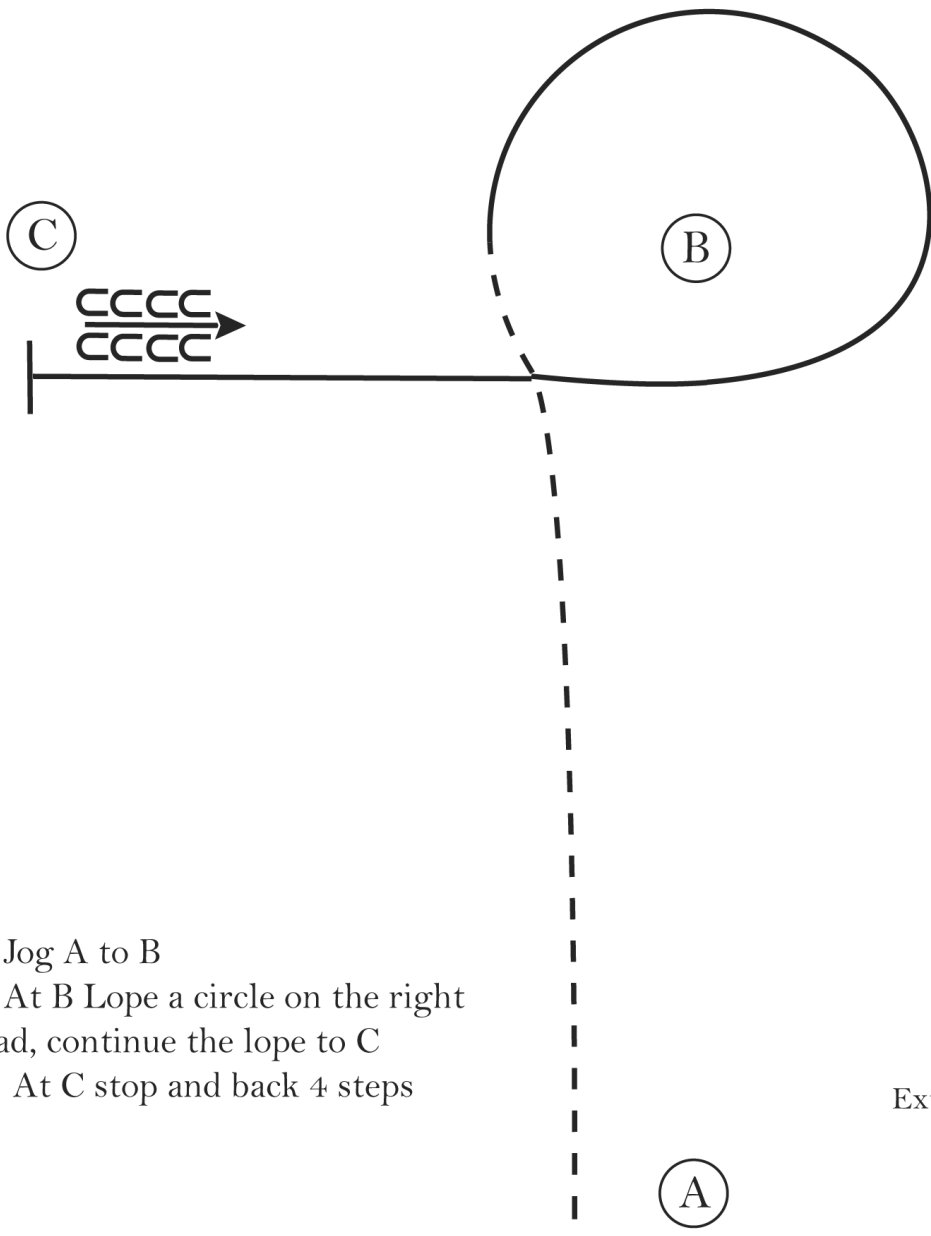
# Garden of England Spring Show 1/2

## Western Horsemanship (Unaffiliated Garden of England)

Show Date: 24-26 May 2018

w w w . H o r s e S h o w P a t t e r n s . c o m

w w w . H o r s e S h o w P a t t e r n s . c o m



1. Jog A to B
2. At B Lope a circle on the right lead, continue the lope to C
4. At C stop and back 4 steps

Walk	.....
Jog	-----
Extended Jog	-----
Lope	—————
Leg Yield	
Lead Change	↙ ↘
Back	← C C C C C C C C
Marker	⊙ B
Sidepass	←-----←

[WH/1-7]

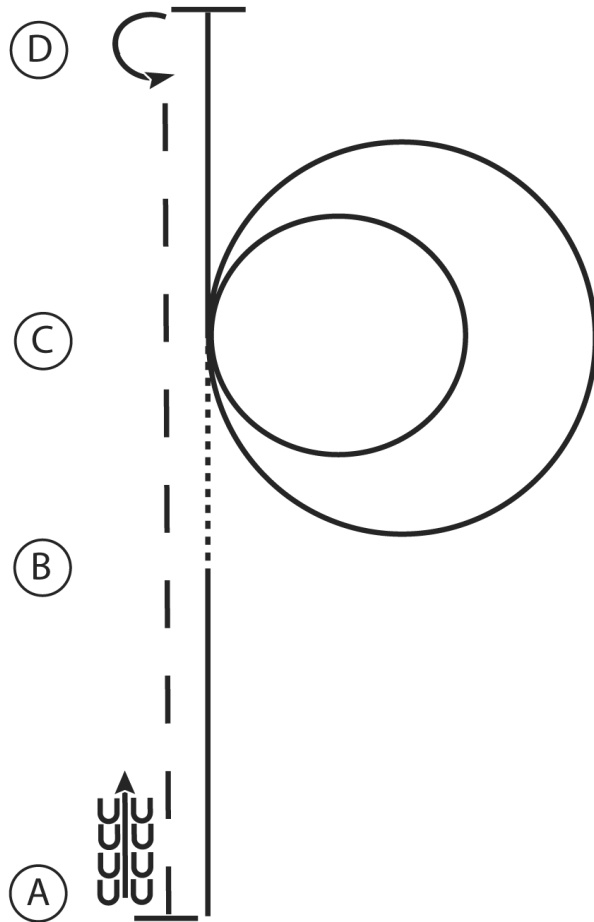
Pattern Provided by:

# Garden of England Spring Show 1/2 Western Horsemanship (Amateur/Youth)

Show Date: 24-26 May 2018

www.HorseShowPatterns.com

www.HorseShowPatterns.com



1. Lope on the left lead A to B
2. At B walk to C
3. At C lope a large fast circle to the right on the right lead followed by a small slow circle to the right on the right lead
4. Continue the lope to D
5. At D stop and perform a 180 degree turn to the left
6. Extend the jog to A
7. At A stop and back 4 steps

Walk	.....
Jog	-----
Extended Jog	-----
Lope	—————
Leg Yield	
Lead Change	↘
Back	←←←←
Marker	(B)
Sidepass	←-----←

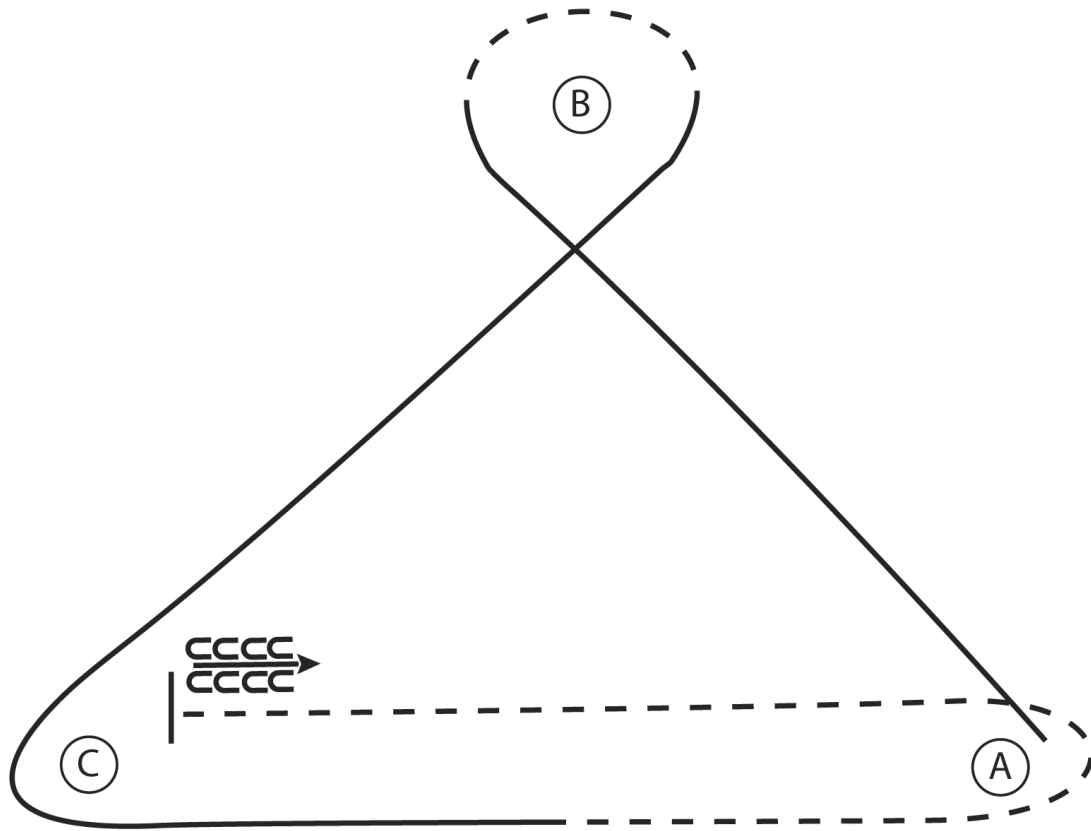
[WH/3-7]

**Pattern Provided by:**

# Garden of England Spring Show 1/2

## Huntseat Equitation (Amateur/Youth)

Show Date: 24-26 May 2018



1. Canter on the right lead A to B
2. At B posting trot around B
3. At B canter on the left lead to and around C and continue towards A
4. Halfway to A posting trot on the right diagonal to and around A and continue towards C
5. Halfway to C sit the trot
6. Stop at C and back 4 steps

Walk	.....
Trot	-----
Extended Trot	-----
Canter	—————
Leg Yield	
Lead Change	↘
Back	←←←←
Marker	⊙
Sidepass	←←←←

[HSE/3-5]

Pattern Provided by:

w w w . H o r s e S h o w P a t t e r n s . c o m

w w w . H o r s e S h o w P a t t e r n s . c o m