

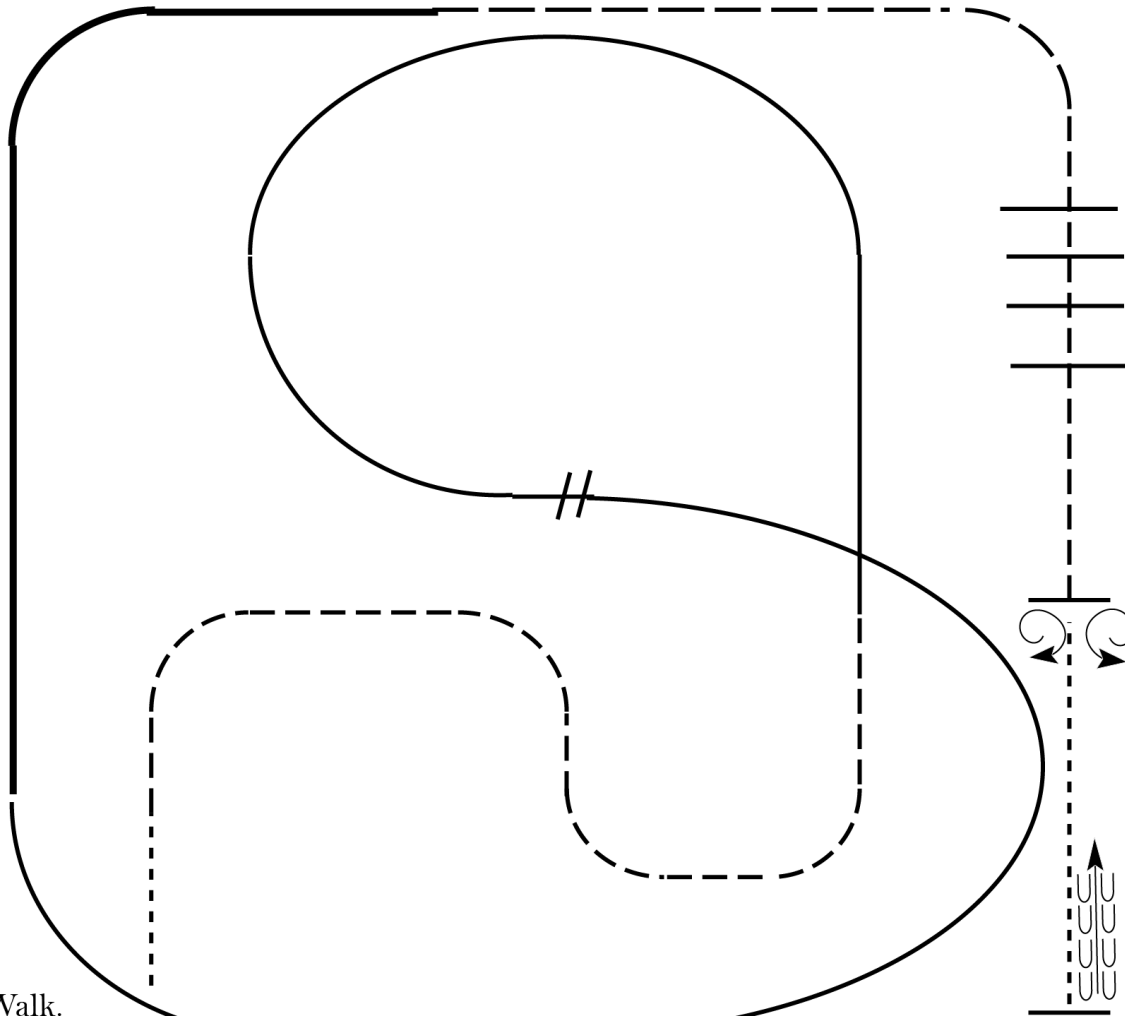
Garden of England Spring Show 3/4

Ranch Riding (Green (L1))

Show Date: 27-28 May 2018

www.HorseShowPatterns.com

www.HorseShowPatterns.com



1. Walk.
2. Trot serpentine
3. Lope left lead around end of arena and then diagonally across arena.
4. Change leads (simple or flying) and
5. Lope on the right lead around end of the arena.
6. Extend lope on the straight away around corner to center of arena.
7. Extend trot around corner of arena
8. Collect to a trot
9. Trot over poles
10. Stop do a 360 turn each direction (either direction 1st)
11. Walk, stop and back.

Walk	-----
Jog	- - - - -
Extended Jog	-----
Lope	
Lead Change	//
Back	←
Marker	(B)

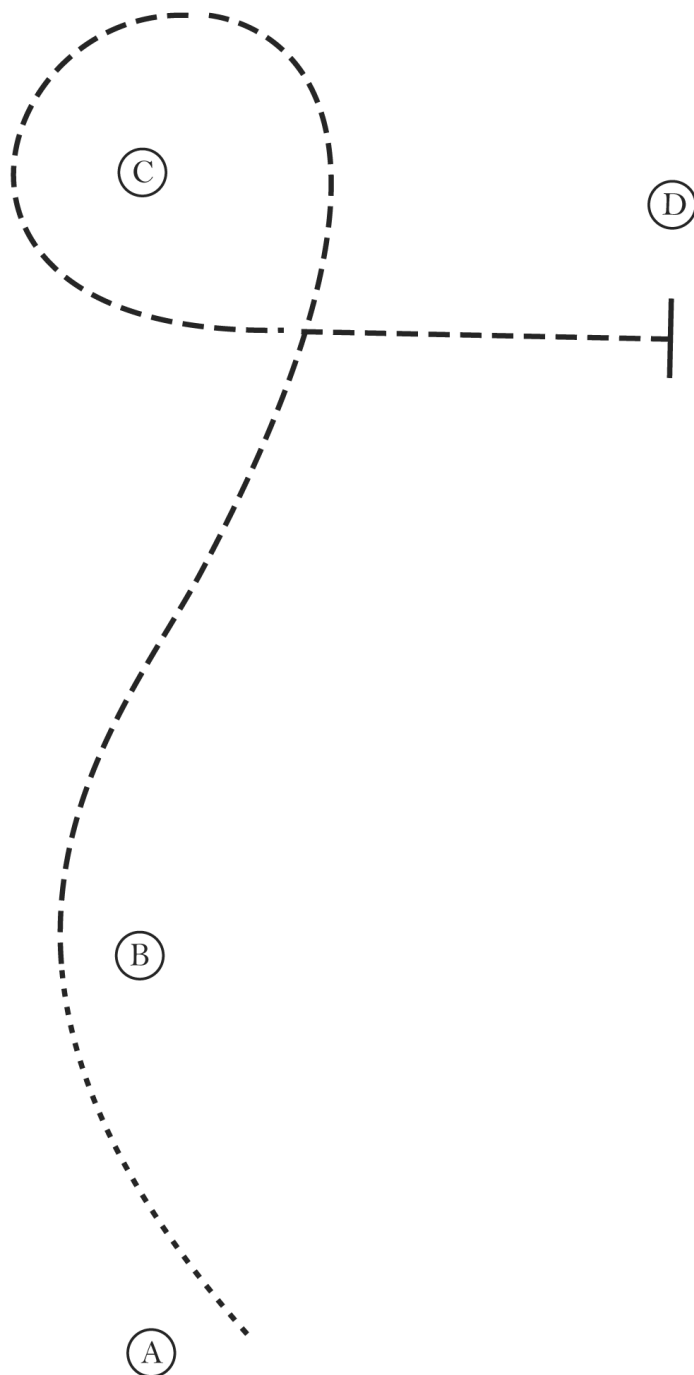
[RR/4]

Pattern Provided by:

Garden of England Spring Show 3/4

Western Horsemanship (Small fry)

Show Date: 27-28 May 2018



1. Walk A to B.
2. Jog B to C.
3. Jog around C.
4. Jog to D, Stop.

Walk
Jog	-----
Extended Jog	-----
Lope	—————
Leg Yield	
Lead Change	↘
Back	←←←←←
Marker	(B)
Sidepass	←←←←←

[WH/WT-3]

Pattern Provided by:

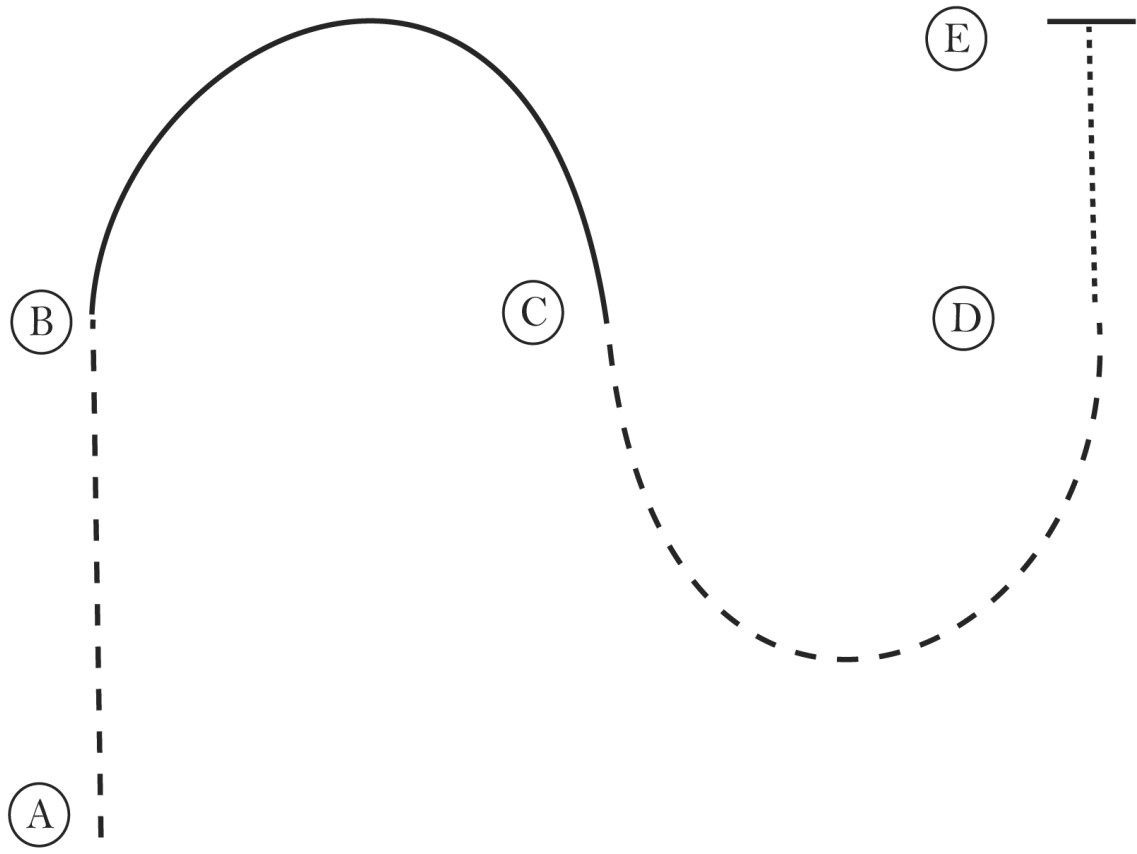
Garden of England Spring Show 3/4

Western Horsemanship (Unaffiliated Garden of England)

Show Date: 27-28 May 2018

w w w . H o r s e S h o w P a t t e r n s . c o m

w w w . H o r s e S h o w P a t t e r n s . c o m



1. Jog A to B
2. At B lope on the right lead around C
3. At C jog around D
4. At D walk to E
5. At E stop

Walk
Jog	-----
Extended Jog	- - - - -
Lope	—————
Leg Yield	
Lead Change	↙ ↘
Back	←←←←←
Marker	⊙ (B)
Sidepass	←←←←←

[WH/1-12]

Pattern Provided by:

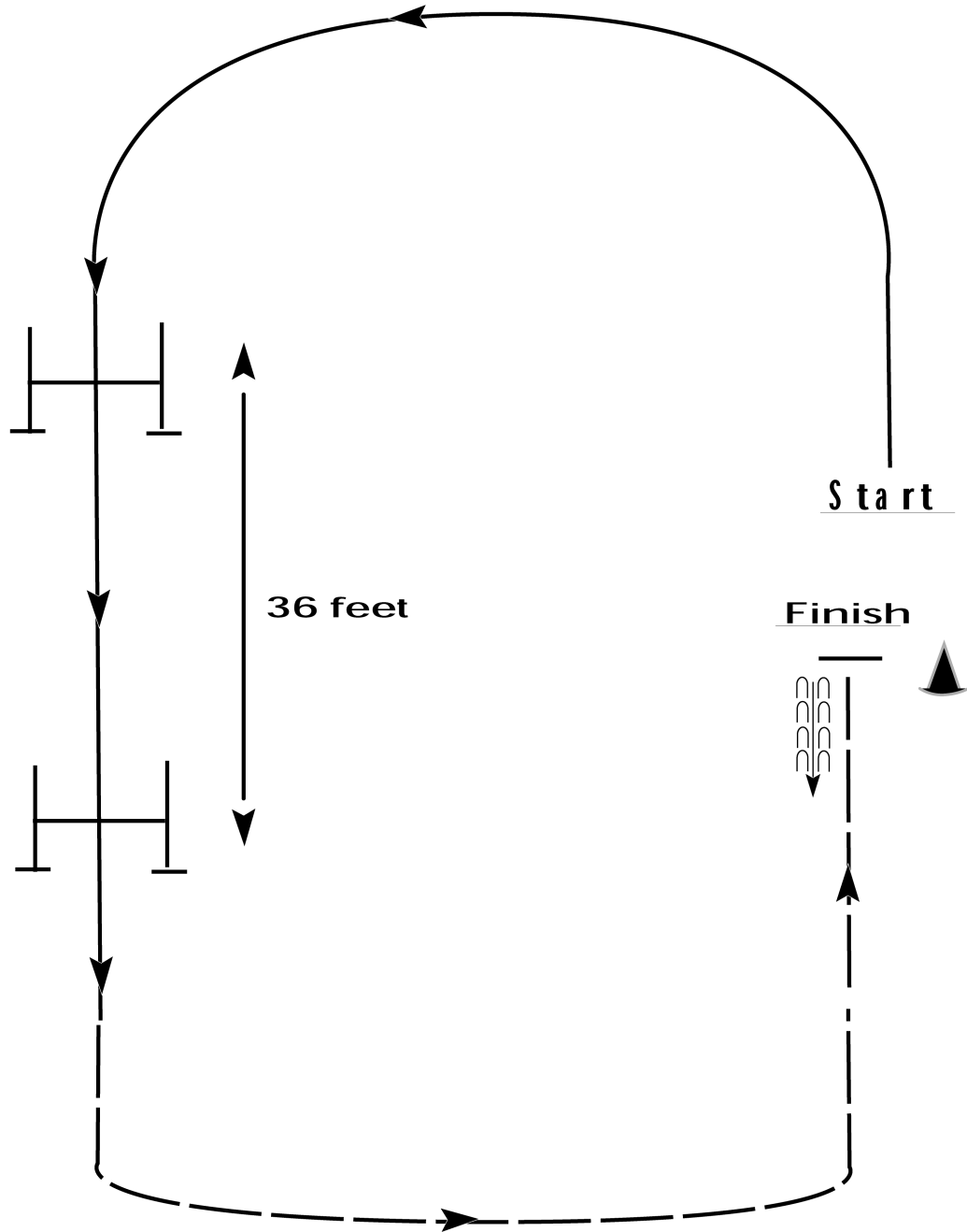
Garden of England Spring Show 3/4





Hunter Hack (All Classes)

Show Date: 27-28 May 2018

www.HorseShowPatterns.com

www.HorseShowPatterns.com



- Canter 
- Back 
- Hand Gallop 
- Marker 

1. Fences are set approximately 36 feet apart.
2. After 2nd fence, hand gallop to marker. Stop and back approximately one horse length.
3. Drop your reins to signify completion.

[HH/36-4]

Pattern Provided by:

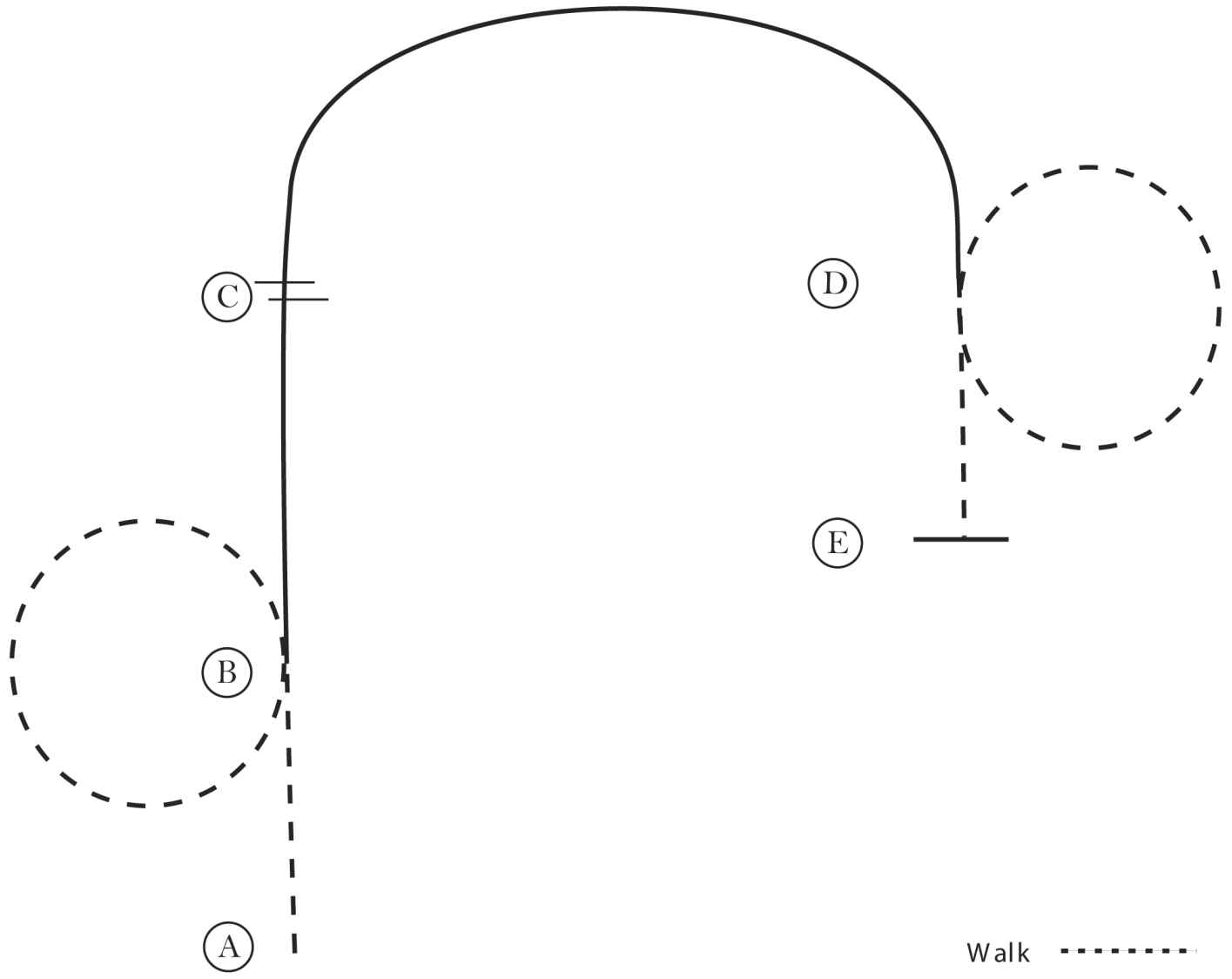
Garden of England Spring Show 3/4

Huntseat Equitation (Amateur/Youth)

Show Date: 27-28 May 2018

w w w . H o r s e S h o w P a t t e r n s . c o m

w w w . H o r s e S h o w P a t t e r n s . c o m



1. Sitting trot A to B
2. At B posting trot a circle to the left
3. At B canter on the right lead to C
4. At C perform a lead change and continue to D
5. At D posting trot a circle to the left
6. At D change diagonals and continue to E
7. Stop at E

Walk
Trot	- - - - -
Extended Trot	- - - - -
Canter	—————
Leg Yield	
Lead Change	↙ ↘
Back	← ← ← ← ←
Marker	⊙ (B)
Sidepass	← - - - - ←

[HSE/3-11]

Pattern Provided by:

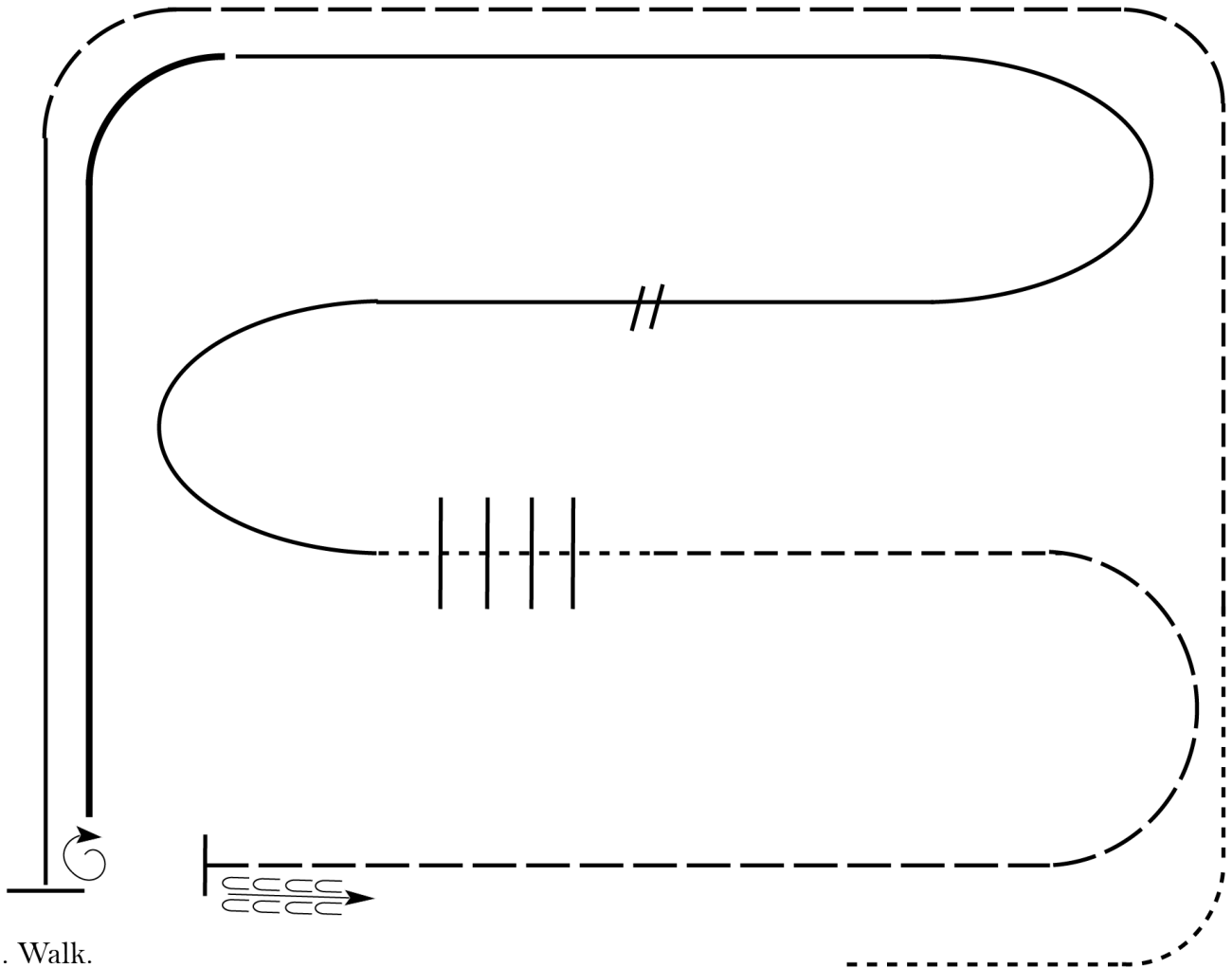
Garden of England Spring Show 3/4

Ranch Riding (Amateur/Youth/Unaffiliated)

Show Date: 27-28 May 2018

w w w . H o r s e S h o w P a t t e r n s . c o m

w w w . H o r s e S h o w P a t t e r n s . c o m



1. Walk.
2. Trot
3. Extended trot.
4. Left lead lope
5. Stop, 1 1/2 turn right
6. Extended lope
7. Collect to working lope-right lead
8. Change leads (simple or flying)
9. Walk
10. Walk over logs
11. Trot
12. Extended trot
13. Stop and back

Walk	-----
Jog	-----
Extended Jog	-----
Lope	-----
Lead Change	////
Back	← ~~~~~ ~~~~~
Marker	(B)

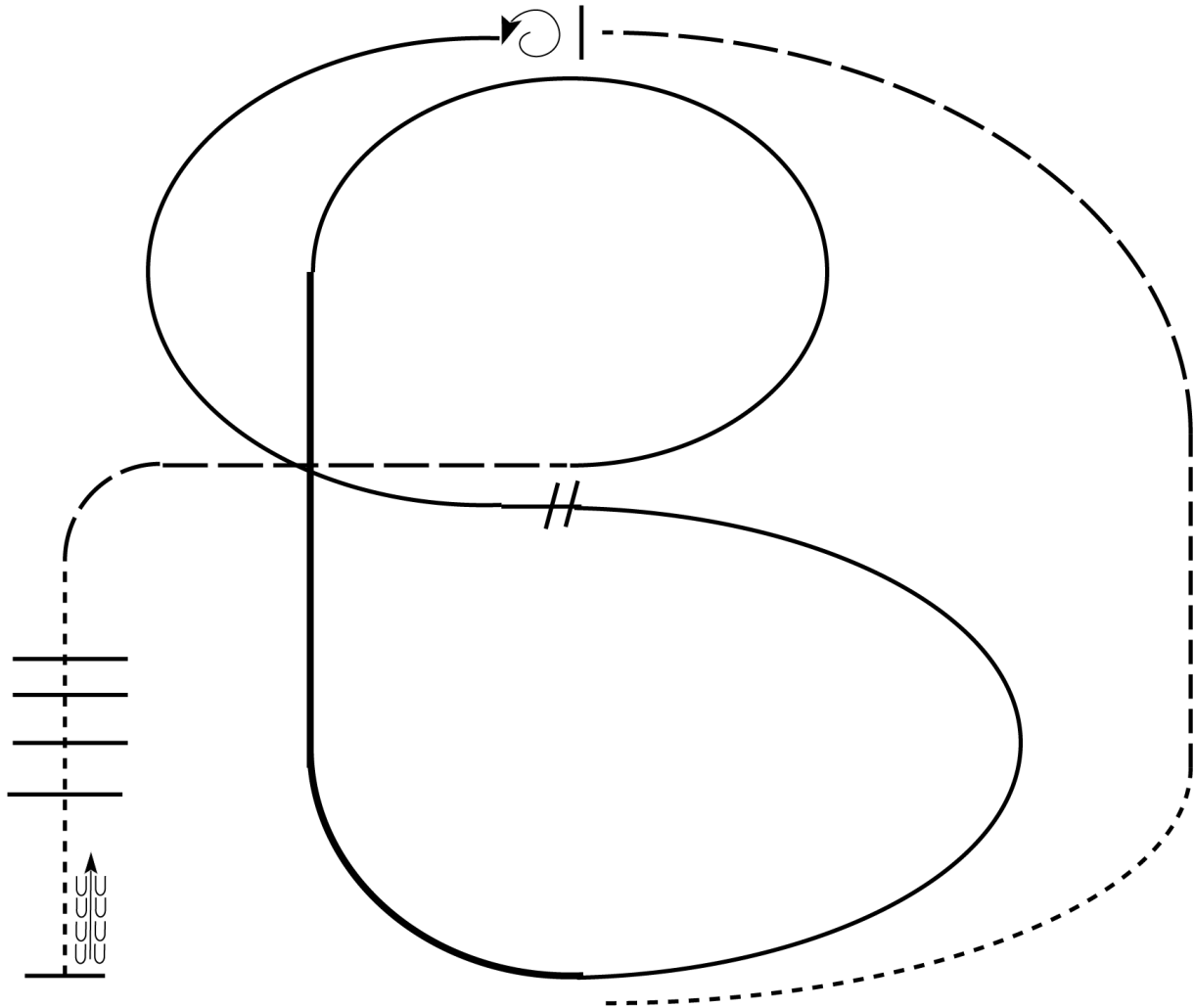
[RR/2]

Pattern Provided by:

Garden of England Spring Show 3/4

Ranch Riding (All Ages)

Show Date: 27-28 May 2018



1. Walk
2. Trot
3. Extend the trot, at the top of the arena, stop
4. 360 degree turn to the left
5. Left lead 1/2 circle, lope to the center
6. Change leads (simple or flying)
7. Right lead 1/2 circle
8. Extended lope up the long side of arena (right lead)
9. Collect back to a lope around the top of the arena and back to center
10. Break down to an extended trot
11. Walk over poles.
12. Stop and back

Walk	-----
Jog	- - - - -
Extended Jog	-----
Lope	
Lead Change	///
Back	←
Marker	(B)

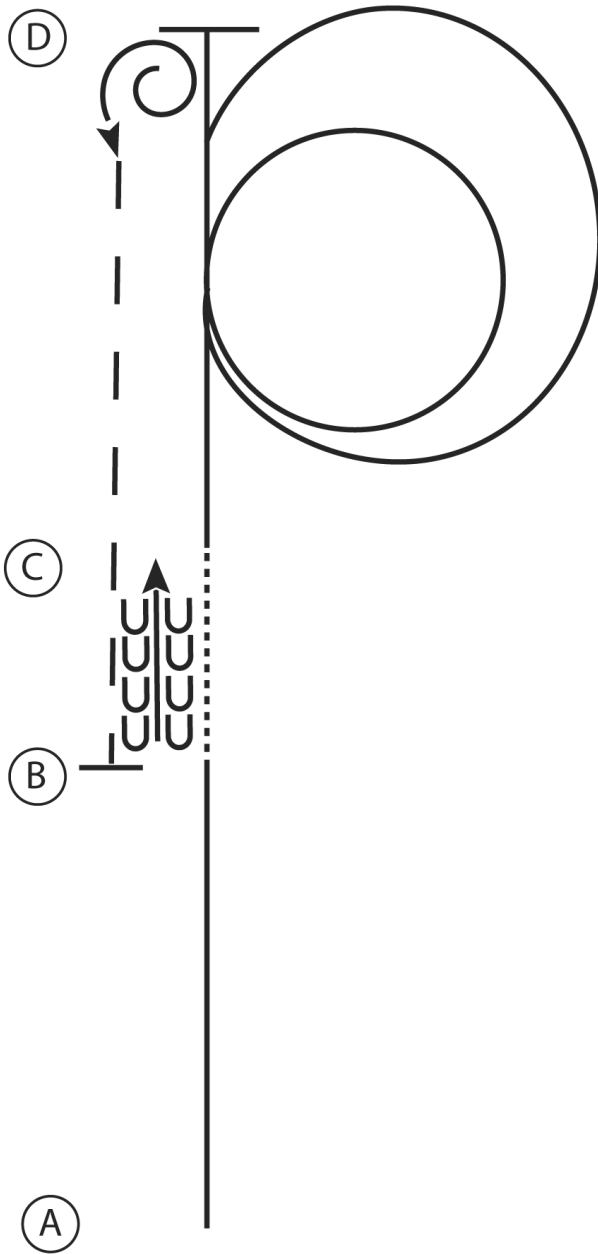
[RR/1]

Pattern Provided by:

Garden of England Spring Show 3/4

Western Horsemanship (Amateur/Youth)

Show Date: 27-28 May 2018



1. Lope A to B on the left lead
2. Walk B to C
3. At C lope on the right lead towards D
4. Before D lope a large fast circle to the right followed by a small slow circle to the right and continue to D
5. At D stop and perform a 540 degree turn to the left
6. Extend the jog to B
7. At B stop and back to C

Walk
Jog	-----
Extended Jog	-----
Lope	—————
Leg Yield	
Lead Change	⎵
Back	⎵
Marker	Ⓚ
Sidepass	⎵

[WH/3-10]

Pattern Provided by: