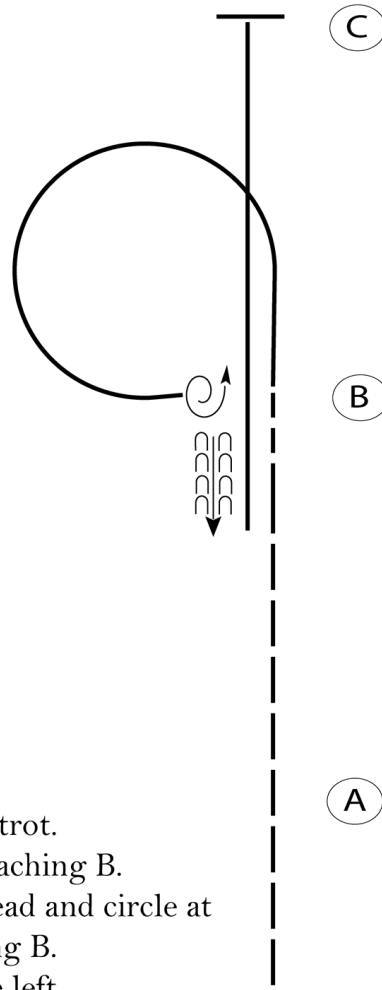


Garden of England International 3/4 Western Horsemanship (Amateur/Youth)

Show Date: 15-16 July 2018

www.HorseShowPatterns.com

www.HorseShowPatterns.com



- Begin before A.
1. Pass A at an extended trot.
 2. Slow to a jog before reaching B.
 3. At B, lope on the left lead and circle at B as shown. Stop facing B.
 4. Turn 1 1/4 turn to the left.
 5. Back one horse length.
 6. Lope on the right lead to C. Stop at C.

Follow the instructions of your ring steward.

- Walk
- Jog
- Extended Jog
- Lope
- Leg Yield
- Lead Change
- Back
- Marker
- Sidepass

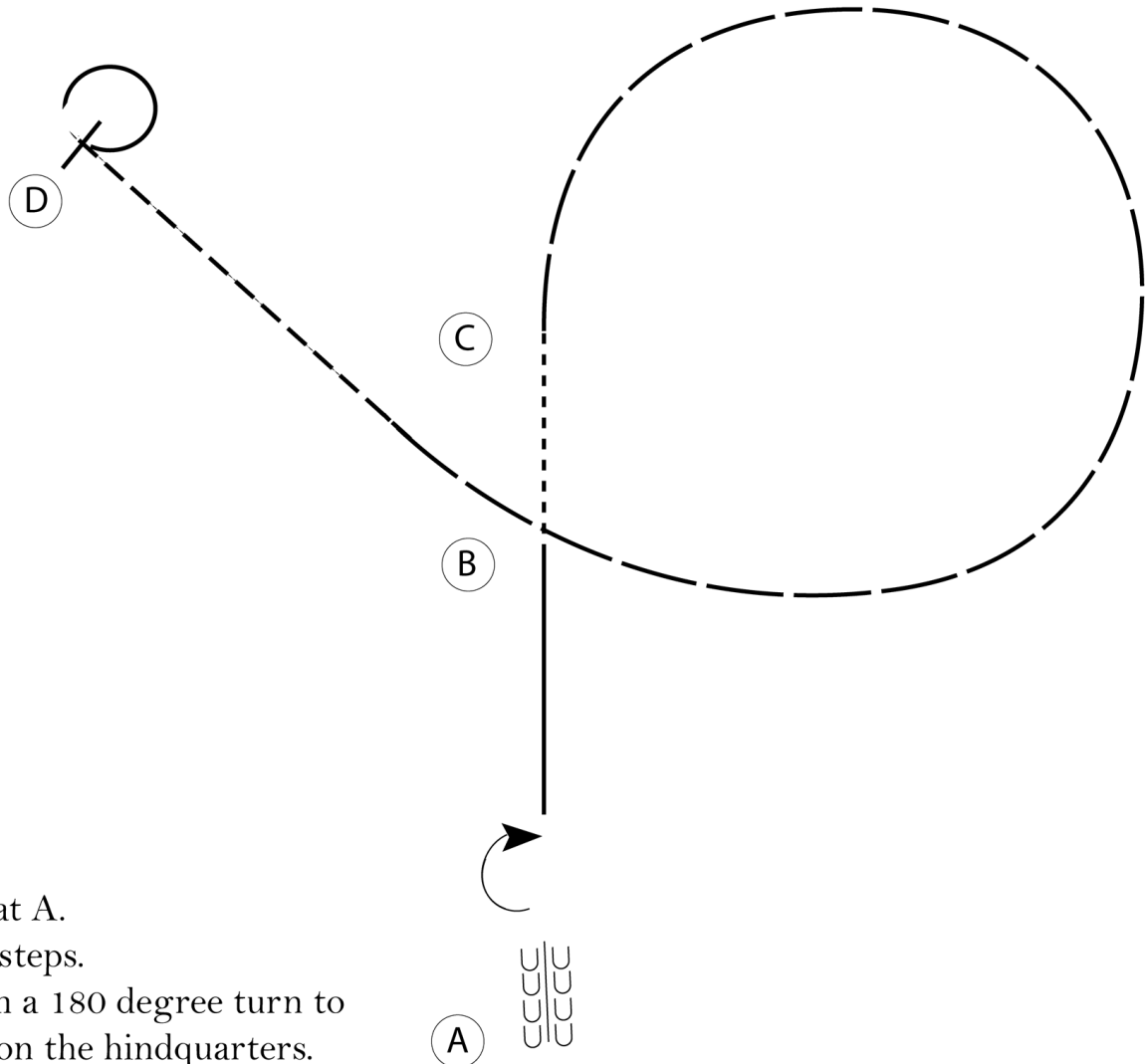
[WH/3-17]

Pattern Provided by:
Show Management

Garden of England International 3/4

Hunt Seat Equitation (Amateur/Youth)

Show Date: 15-16 July 2018



Be ready at A.

1. Back 5 steps.
2. Perform a 180 degree turn to the right on the hindquarters.
3. Canter on the left lead to B.
4. Walk from B to C.
5. At C hand gallop on the right lead to between B and C as shown.
6. Sitting trot from C to D.
7. Stop at D and perform a 360 degree turn to the left on the forehand.

Follow the instructions of your ring steward.

Walk	-----
Trot	- - - - -
Extended Trot	-----
Canter	-----
Leg Yield	
Lead Change	↘ ↙
Back	← ← ← ← ←
Marker	(B)
Sidepass	← →
Hand Gallop	-----

[HSE/3-12]

Pattern Provided by:
Show Management

www.HorseShowPatterns.com

www.HorseShowPatterns.com

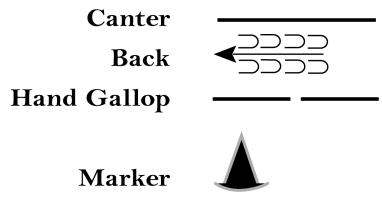
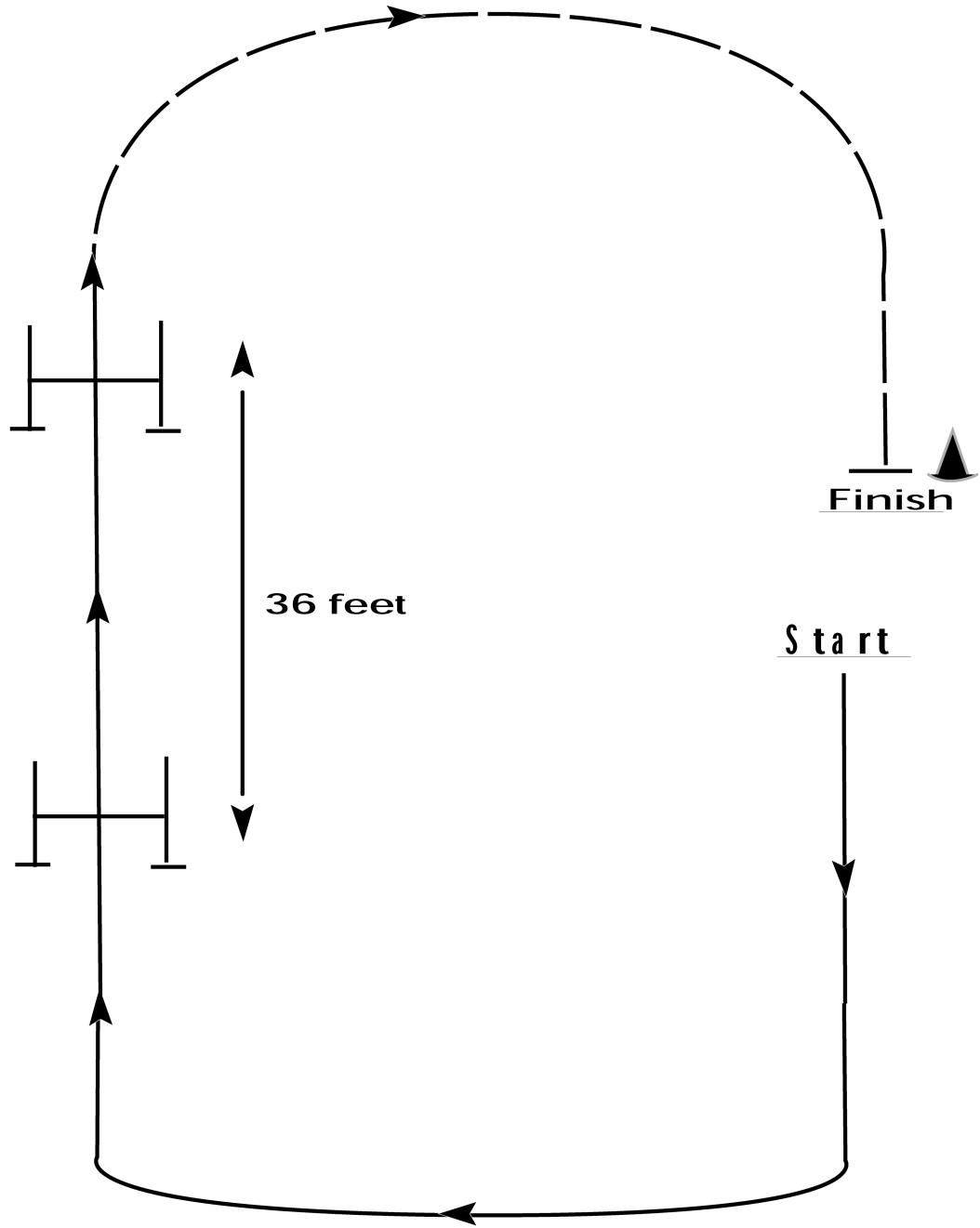
Garden of England International 3/4

Hunter Hack (All Classes)

Show Date: 15-16 July 2018

www.HorseShowPatterns.com

www.HorseShowPatterns.com



1. Fences are set approximately 36 feet apart.
2. After 2nd fence, hand gallop to marker and stop.
3. Drop your reins to signify completion.

[HH/36-1]

Pattern Provided by:
Show Management

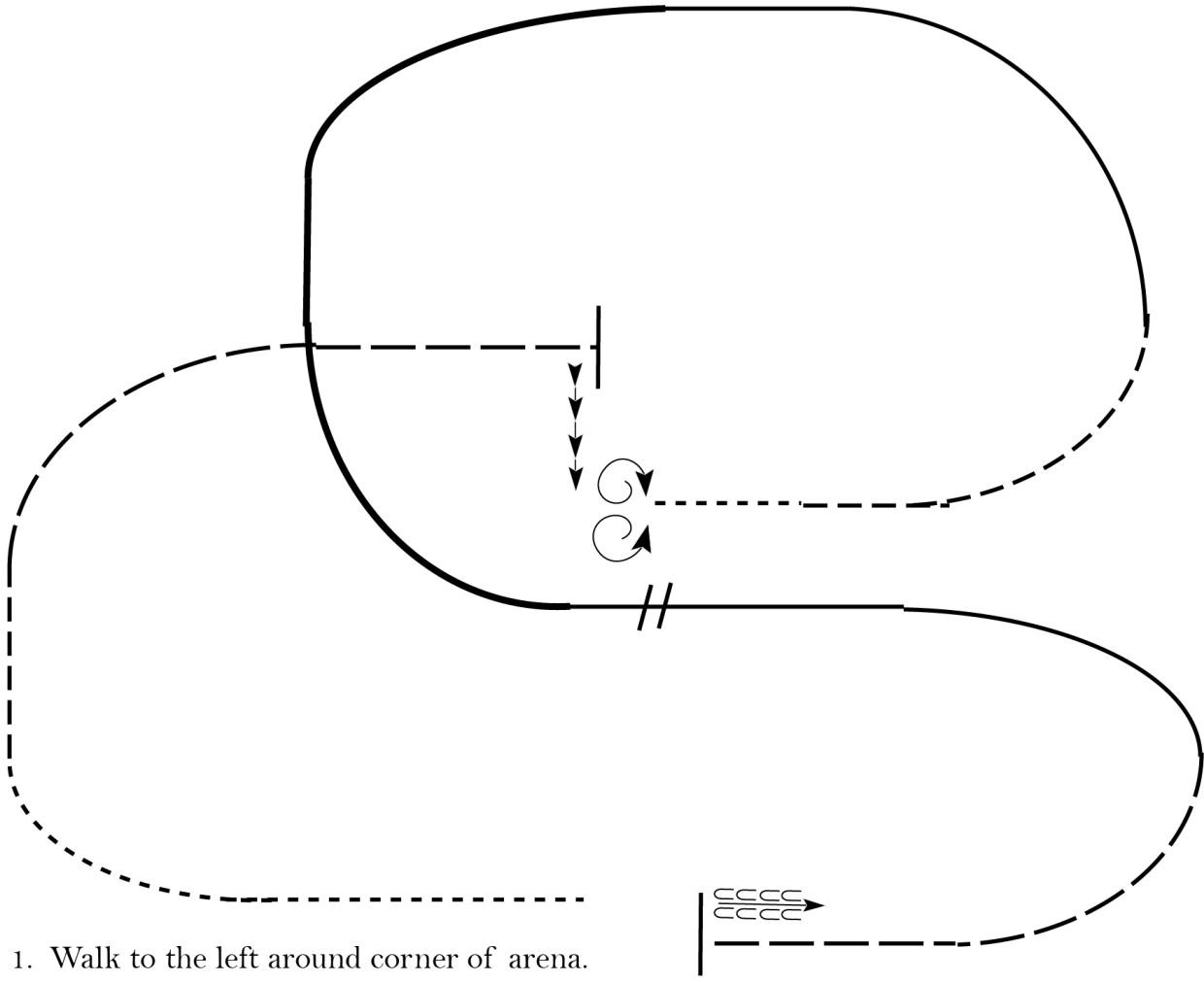
Garden of England International 3/4

Ranch Riding (All Classes)

Show Date: 15-16 July 2018

www.HorseShowPatterns.com

www.HorseShowPatterns.com



1. Walk to the left around corner of arena.
2. Trot
3. Extend alongside of the arena and around the corner to center.
4. Stop, side pass right
5. 360 degree turn each direction (either way 1st)
6. Walk.
7. Trot.
8. Lope left lead
9. Extend the lope
10. Change leads (simple or flying)
11. Collect to the lope
12. Extend trot
13. Stop and back

Walk	-----
Jog	- - - - -
Extended Jog	— — — —
Lope	
Lead Change	— / —
Back	← — — — —
Marker	(B)

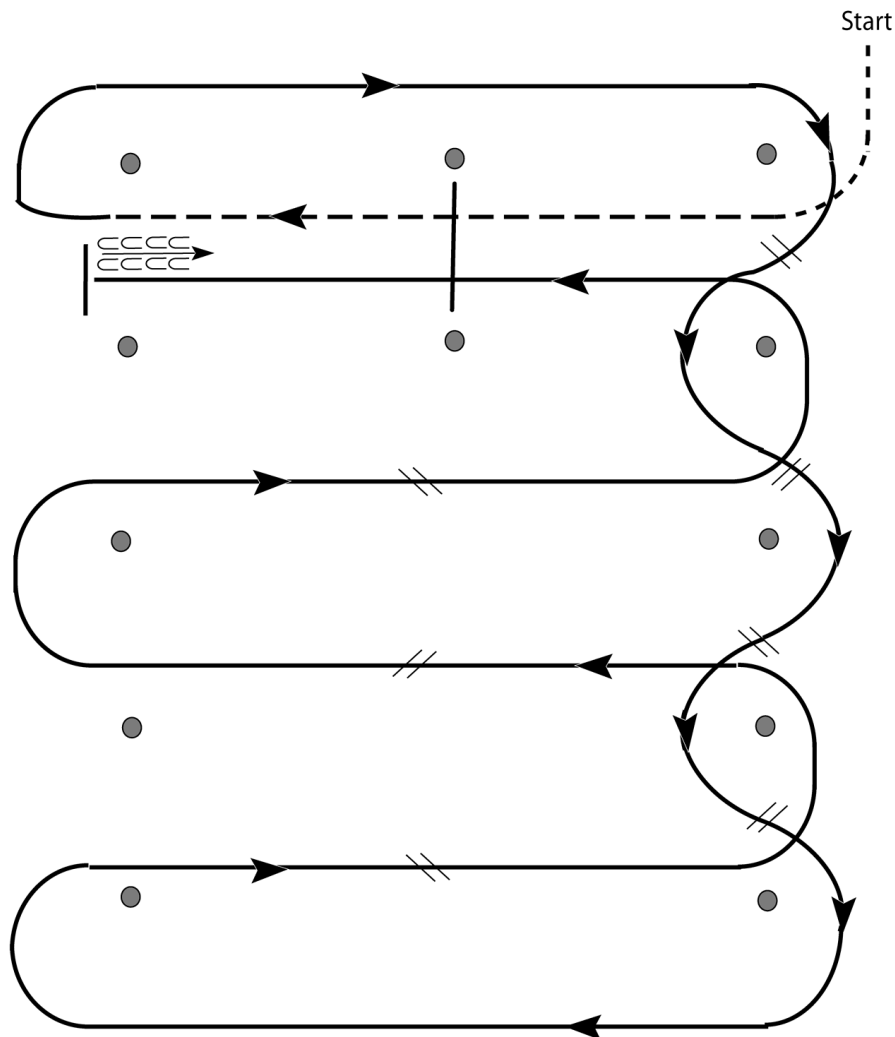
[RR/3]

Pattern Provided by:
Show Management

Garden of England International 3/4

Western Riding (All Classes)

Show Date: 15-16 July 2018



1. Walk, transition to jog, jog over log.
2. Transition to right.
3. First line change.
4. Second line change.
5. Third line change.
6. Fourth line change.
7. First crossing change.
8. Second crossing change.
9. Third crossing change.
10. Lope over log.
11. Lope, stop and back.

[WR/OP-4]

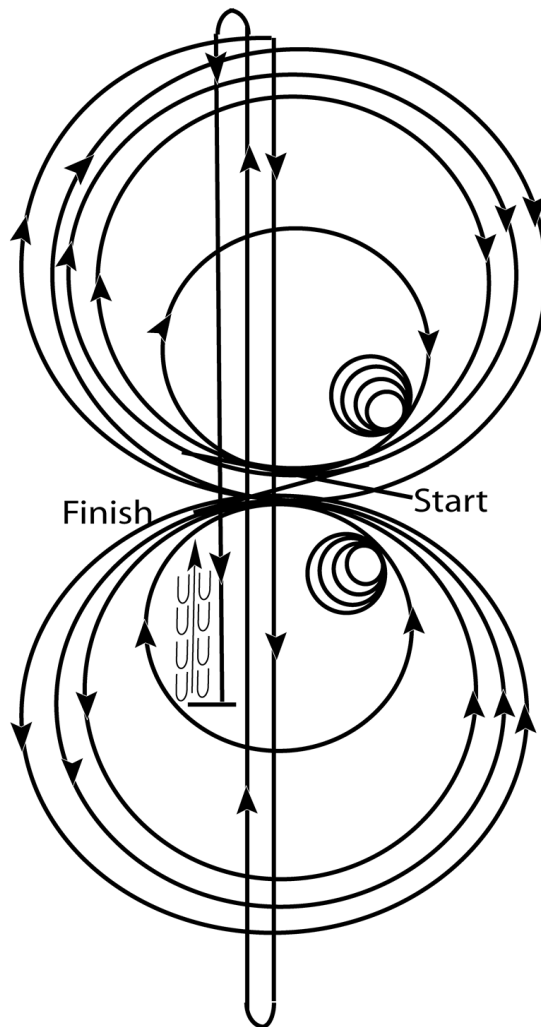
Pattern Provided by:
Show Management

Garden of England International

3/4

Reining (All Ages/Amateur)

Show Date: 15-16 July 2018



Horses must walk or stop prior to starting pattern. Begin at the center of the arena facing the left wall or fence.

1. Beginning on the right lead, complete three circles to the right; the first two circles large and fast; the third circle small and slow. Stop at the center of the arena.
2. Complete four spins to the right. Hesitate.
3. Beginning on the left lead, complete three circles to the left; the first two circles large and fast; the third circle small and slow. Stop at the center of the arena.
4. Complete four spins to the left. Hesitate.
5. Beginning on the right lead, run a large first circle to the right, change leads at the center of the arena, run a large fast circle to the left, and change leads at the center of the arena.
6. Continue around previous circle to the right. At the top of the circle, run down the middle to the far end of the arena past the end marker and do a right rollback - no hesitation.
7. Run up the middle to the opposite end of the arena past the end marker and do a left rollback - no hesitation.
8. Run past the center marker and do a sliding stop. Back up to the center of the arena or at least 10 feet (3m). Hesitate to demonstrate completion of the pattern.

Rider may drop bridle to the designated judge.

[R/AQHAP-4]

Pattern Provided by:

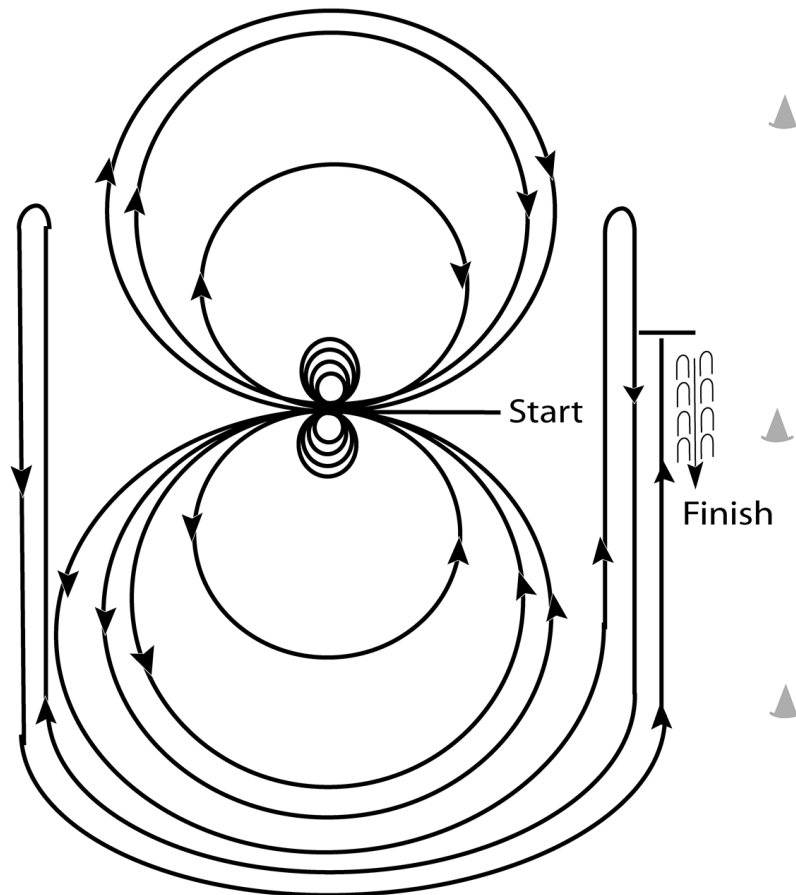
Show Management

Garden of England International

3/4

Reining (Youth)

Show Date: 15-16 July 2018



Horse must walk or stop prior to starting pattern. Beginning at the center of the arena facing the left wall or fence.

1. Complete four spins to the right.
 2. Complete four spins to the left. Hesitate.
 3. Beginning on the left lead, complete three circles to the left: the first two circles large and fast; the third circle small and slow. Change leads at the center of the arena.
 4. Complete three circles to the right: the first two circles large and fast; the third circle small and slow. Change leads at the center of the arena.
 5. Begin a large, fast circle to the left but do not close this circle. Run up the right side of the arena past the center marker and do a right rollback at least twenty feet (6.09m) from the wall or fence – no hesitation.
 6. Continue back around previous circle but do not close this circle. Run up the left side of the arena past the center marker and do a left rollback at least twenty feet (6.09m) from the wall or fence – no hesitation.
 7. Continue back around previous circle but do not close this circle. Run up the right side of the arena past the center marker and do a sliding stop at least twenty feet (6.09m) from the wall or fence. Back up at least ten feet (3m). Hesitate to demonstrate the completion of the pattern.
- Rider may drop bridle to the designated judge.

[R/AQHAP-6]

Pattern Provided by:
Show Management